



# Operator's Manual LC-56V5A2 CHARGER

## **WARNING**

*This product contains chemicals known to the State of California to cause cancer, birth defects, or other reproductive harm. Cancer and Reproductive Harm [www.P65Warnings.ca.gov](http://www.P65Warnings.ca.gov)*

## **WARNING**



*Read and understand all provided literature before use. Failure to do so could result in serious injury.*

Note: This product complies with CAN ICES-003(B) / NMB-003(B)

99922238046

© 05/2023 ECHO Incorporated

---

**TABLE OF CONTENTS**

---

Introduction.....3

Servicing Information.....3

    Parts / Serial Number.....3

    Service.....4

    ECHO Consumer Product Support.....4

    Product Registration.....4

    Additional Literature.....4

Servicing.....4

Safety.....5

    Manual Safety Symbols and Important Information.....5

    International Symbols.....6

    Important Safety Warnings.....6

    Recommended Ambient Temperature Range.....7

    FCC Statement.....8

Description.....9

Contents.....10

Operation.....11

    Charging Procedure.....11

    Examine the Charger.....12

    Mount the Charger.....13

Maintenance.....14

    Clean the Charger.....14

Troubleshooting.....14

Storage.....14

    Storage After Use.....14

Specifications.....15

Product Registration.....16

Warranty.....18

# INTRODUCTION

Specifications, descriptions and illustrative material in this literature are as accurate as known at the time of publication, but are subject to change without notice. Illustrations may include optional equipment and accessories, and may not include all standard equipment.



Read and understand all provided literature. Literature contains specifications and information for safety, operation, maintenance, storage, and assembly specific to this product. Scan QR code for more information.



For additional literature, including safety manuals where applicable, or questions regarding terms used in this manual, visit:

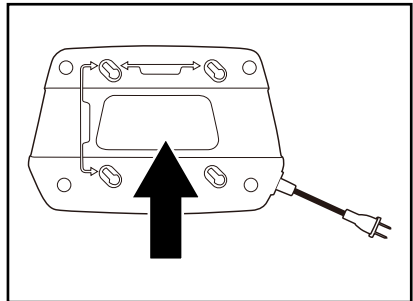
<https://www.echo-usa.com/manuals>



# SERVICING INFORMATION

## Parts / Serial Number

Genuine ECHO Parts and Assemblies for your ECHO products are available only from an Authorized ECHO Dealer. When you do need to buy parts always have the Model Number and Serial Number of the unit with you. For future reference write them in the space provided below.



Model No. \_\_\_\_\_

Serial No. \_\_\_\_\_

## **Service**

Service of this product during the warranty period must be performed by an Authorized ECHO Service Dealer. For the name and address of the Authorized ECHO Service Dealer nearest you, ask your retailer or call: 1-800-432-ECHO (3246). Dealer information is also available on our Web Site [www.echo-usa.com](http://www.echo-usa.com). When presenting your unit for Warranty service/repairs, proof of purchase is required.

## **ECHO Consumer Product Support**

If you require assistance or have questions concerning the application, operation, or maintenance of this product, call the ECHO Consumer Product Support Department at 1-800-432-ECHO (3246) from 8:00 am to 5:00 pm (Central Standard Time) Monday through Friday. Before calling, please know the model and serial number of your unit.

## **Product Registration**

Register your ECHO equipment online at [www.echo-usa.com](http://www.echo-usa.com) or by filling out the product registration sheet included in this manual. Registering your product confirms warranty coverage and provides a direct link to ECHO if we find it necessary to contact you.

## **Additional Literature**

In addition to finding information online, information is available from your Authorized ECHO Service Dealer, or by contacting ECHO Incorporated, 400 Oakwood Road, Lake Zurich, IL 60047, 1-800-432-ECHO (3246).

## SAFETY

### Manual Safety Symbols and Important Information

Throughout this manual and on the product itself, you will find safety alerts and helpful, informational messages preceded by symbols or key words. The following is an explanation of those symbols and key words and what they mean to you.

#### **DANGER**

*The safety alert symbol accompanied by the word “DANGER” calls attention to an act or condition which WILL lead to serious personal injury or death if not avoided.*

#### **WARNING**

*The safety alert symbol accompanied by the word “WARNING” calls attention to an act or condition which CAN lead to serious personal injury or death if not avoided.*

#### **CAUTION**

*The safety alert symbol accompanied by the word “CAUTION” calls attention to an act or condition which might lead to minor or moderate personal injury if not avoided.*

#### **NOTICE**

*The enclosed message provides information necessary for the protection of the unit.*

Note: This enclosed message provides tips for use, care and maintenance of the unit.







#### CIRCLE AND SLASH SYMBOL

This symbol means the specific action shown is prohibited. Ignoring these prohibitions can result in serious or fatal injury.

## International Symbols

Some of the following symbols may be used on this product. Please study them and learn their meaning. Proper interpretation of these symbols will allow you to operate the product better and safer.

Symbol	Description	Symbol	Description
	Class II		Before charging, read the instructions
	For indoor use only		Fuse

## Important Safety Warnings

### **WARNING**

1. SAVE THESE INSTRUCTIONS - DANGER: TO REDUCE RISK OF FIRE OR ELECTRICAL SHOCK CAREFULLY OBEY THESE INSTRUCTIONS.
2. Confirm the voltage available at each country location before using the charger. Connect the charger only to the voltage and frequency of 120V AC and 60Hz.
  - If the above specifications are not available, a voltage converter must be used. Refer to your local country requirements before purchasing a voltage converter.
  - Any damage caused by charging with other than 120V AC and 60Hz will void the warranty.
  - Even when using the correct specified current noted above, this charger is equipped with an A-type plug. If a different type plug is required for connection to an electrical outlet, it is the owner's responsibility to select the appropriate plug adapter; otherwise the warranty may be voided.
3. Do not operate charger in explosive atmospheres, such as in the presence of flammable liquids, gases or dust. Power tools create sparks which may ignite the dust or fumes.
4. Power tool plugs must match the outlet. Never modify the plug in any way. Do not use any adapter plugs with earthed (grounded) power tools. Unmodified plugs and matching outlets will reduce risk of electric shock.
5. Do not abuse the cord. Never use the cord for carrying, pulling or unplugging the power tool. Keep cord away from heat, oil, sharp edges or moving parts. Damaged or entangled cords increase the risk of electric shock.
6. Do not connect the charger to a portable generator. Portable generators can have spikes in voltage which can result in fire or explosion of the

charger and/or the battery.

7. DO NOT probe the charger with conductive materials.
8. DO NOT allow liquid inside the charger.
9. DO NOT try to use the charger for any other purpose than what is presented in this manual.
10. Unplug the charger before cleaning and when there is no battery in the charger.
11. Do not try to connect two chargers together.
12. Do not use the charger in the circumstances that the output polarity does not match the load polarity.
13. For indoor use only.
14. Keep away from children.
15. The cover may under no circumstances be opened. If the cover is damaged, then the charger may no longer be used.
16. Do not recharge non-rechargeable batteries.
17. Before using battery charger, read all instructions and cautionary markings on battery charger, battery, and product using battery.
18. CAUTION – To reduce risk of injury, charge only ECHO eFORCE® 56V battery series. Other types of batteries may burst causing personal injury and damage.

**Recommended Ambient Temperature Range:**

	Charging		Usage/Discharging		Storage	
	Low	High	Low	High	Low	High
Product <sup>(1)</sup>	Not Applicable		32°F (0°C)	113°F (45°C)	32°F (0°C)	113°F (45°C)
Battery <sup>(2)(3)</sup>	39°F (4°C)	104°F (40°C)	32°F (0°C)	113°F (45°C)	32°F (0°C)	113°F (45°C)
Charger	39°F (4°C)	104°F (40°C)	Not Applicable		32°F (0°C)	113°F (45°C)

<sup>(1)</sup> Assumes the battery is just off the charger or stored at the temperature range noted for Charger Usage 39° F (4°C) - 104°F (40°C).

<sup>(2)</sup> Hot batteries in high ambient temperatures require longer charge times.

<sup>(3)</sup> To maximize battery life of batteries being stored more than 3 months, ECHO recommends batteries being stored at 3 green lights on the battery capacity indicator (BCI) and at room temperature.

Note: Long term storage of batteries in conditions or charge levels on the battery capacity indicator (BCI) other than noted above could degrade the performance and runtime of the battery.

## FCC Statement

This device complies with Part 15 of the FCC Rules. Operation is subject to the following two conditions:

- This device may not cause harmful interference.
- This device must accept any interference received, including interference that may cause undesired operation.

## CAUTION

***Changes or modifications not expressly approved by the party responsible for compliance could void the user's authority to operate the equipment.***

## NOTICE

*This equipment has been tested and found to comply with the limits for a Class B digital device, pursuant to Part 15 of the FCC Rules.*

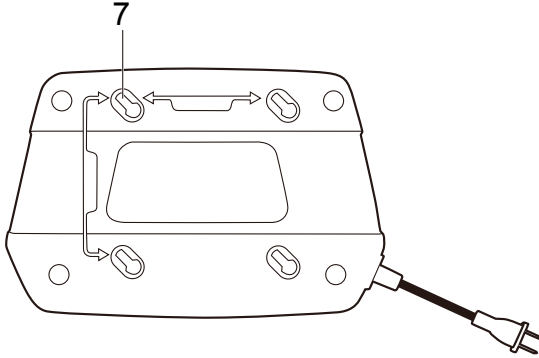
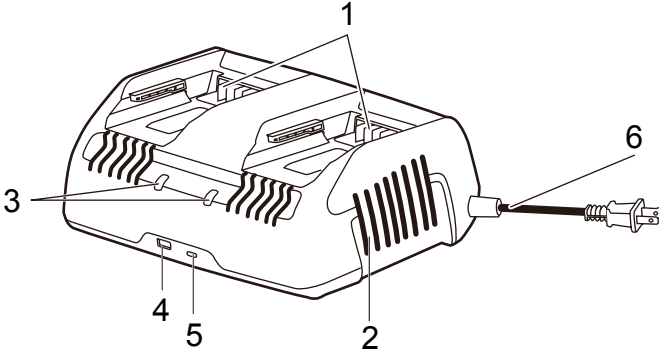
*These limits are designed to provide reasonable protection against harmful interference in a residential installation. This equipment generates, uses and can radiate radio frequency energy, and if not installed and used in accordance with the instructions, may cause harmful interference to radio or television reception. The reception can be determined by turning the equipment off and on. The user is encouraged to try to correct the interference by one or more of the following measures:*

- *Reorient or relocate the receiving antenna.*
- *Increase the separation between the equipment and the receiver.*
- *Connect the equipment into an outlet on a circuit different from that to which the receiver is connected.*
- *Consult the dealer or an experienced radio/TV technician for help.*



# DESCRIPTION

Locate the safety label(s) on your unit. Make sure the label(s) is legible and that you understand and follow the instructions on it. If a label cannot be read, a new one can be ordered from your ECHO dealer. Safety label is for example only. Your label may appear slightly different.



1. Battery Terminal Grooves
2. Ventilation Grills
3. Charging Indication Panel
4. USB-A port
5. USB-C port
6. Electrical Cord
7. Charger mounting hole

## CHARGER TERMS

- **BATTERY TERMINALS GROOVES** - Electrical connection between battery and charger.
- **VENTILATION GRILLS** - Cool down the charger.
- **CHARGE INDICATION PANEL** - Charging status.

## CONTENTS

---

The ECHO product you purchased has been factory pre-assembled for your convenience. Due to packaging restrictions, some assembly may be necessary.

After opening the carton, check for damage. Immediately notify your retailer or ECHO Dealer of damaged or missing parts. Use the contents list to check for missing parts.

- 1 Charger
- 1 Operator's Manual

OPERATION

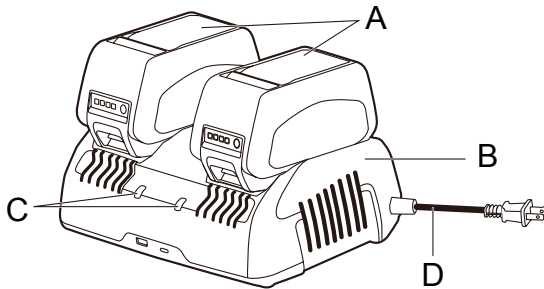
**NOTICE**

Before use, charge battery fully to assure maximum unit run time. This battery does not have battery memory and does not need periodic full discharge cycles to prolong life.

Note: Batteries charge concurrently.

**Charging Procedure**

1. Plug the charger into an AC power outlet with the electrical cord (D).
2. Insert the battery (A) into the charger (B).



This is a diagnostic charger. Each LED light indicates current status for its corresponding battery. The Charger LED Light (C) will illuminate in specific order to communicate the current battery status. They are as follows:

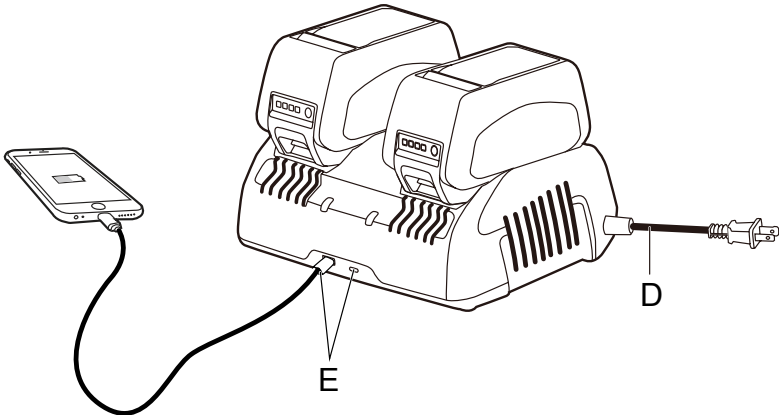
CHARGING PROCEDURE (LED INDICATOR)		
BATTERY IS CHARGING:	⋮ ● ⋮	GREEN BLINKING
FULLY CHARGED:	●	GREEN
BATTERY IS TOO WARM: (REMOVE FOR APPROX. 30 MINUTES TO ALLOW TO COOL)	●	RED
DEFECTIVE BATTERY: (REMOVE AND REPLACE WITH NEW BATTERY IF THIS OCCURS)	⋮ ● ⋮	RED BLINKING

## Incorrect Defect Note:

1. Put the battery into the charger.
  - If the status LED1 flashes red, remove the battery from the charger for 1 minute.
2. Put the battery into the charger again.
  - If the status LEDs show correct, the battery is good.
  - If the status LED1 stays blinking red, remove the battery and disconnect the charger.
3. Wait for 1 minute and put the battery into the charger again.
  - If the status LEDs show correct, the battery is good.
  - If the status LED1 stays blinking red, the battery is defective and must be replaced.

## USB Power PORT

1. Plug the charger into an AC power outlet with the electrical cord (D).
2. Insert a USB plug into USB power port (E) to supply power or charge your device.



## Examine The Charger

If the battery does not charge correctly:

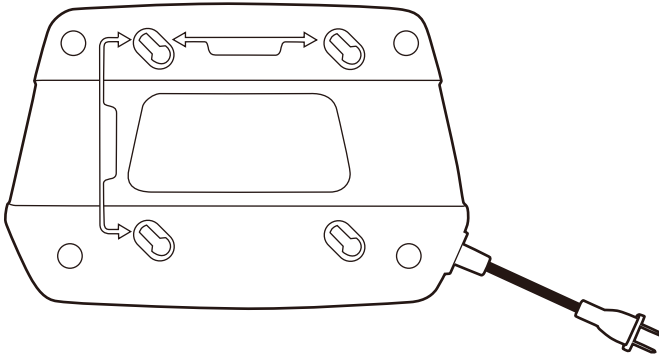
1. Test outlet by plugging a different appliance into it.
2. Assure that the charger contacts are not short-circuited.
3. Move charger and battery to a location that is between 39°F (4°C) and 104°F (40°C).

## WARNING

***If charging is attempted in an environment that's too hot, charger LED will turn red. Remove battery and allow to cool for approximately 30 minutes.***

## Mount the Charger

1. Determine the charger mounting location.
2. Use 2 wood screws to attach the charger on the wood studs.
3. Drill two holes 5.25 in. (133mm) apart on center ensuring they are level.
4. Use wall anchors and screws to attach the charger to the drywall.



## NOTICE

***If you do not use the battery and charger, remove the battery from the charger and pull out the AC power plug.***

## MAINTENANCE

### Clean the Charger

## NOTICE

*Keep the ventilation grill free of blockage, saw dust, and wood dust. Do not spray, wash, or put the air vent in water.*

- Clear the unwanted material out of the air vent with a vacuum.
- Clean housing and the plastic components with a dry and soft cloth.

## TROUBLESHOOTING

PROBLEM	POSSIBLE CAUSE	SOLUTION
Charger doesn't work. Charger shows defective mode. (LED flashes Red)	Battery or charger is defective or there is a bad connection between the battery and charger.	Remove and reinsert the battery in the charger.
		Try charging a different battery.
		Unplug the charger and wait until the red LED goes out, then reconnect the plug to the power supply.
Charger doesn't work. Charger shows evaluation mode (LED indicates Red solid ON).	Battery is either too hot, or too cold.	Allow the battery to reach normal temperature. Charging will begin when the battery returns to 39°F (4°C) - 104°F (40°C).

## STORAGE

### Storage After Use

1. Remove battery from charger.
2. Disconnect charger from power supply.
3. Store in a dry, dust-free place, out of the reach of children.

---

**SPECIFICATIONS**

---

<b>MODEL</b>	<b>LC-56V5A2</b>
Voltage	56 V
Input	120V ~ 50/60Hz, 10A Max
Output	56V DC 10A
USB-A output	5V/3A, 9V/3A, 12V/3A, 20V/3A
USB-C output	5V/3A, 9V/3A, 12V/3A, 15V/3A, 20V/3A
USB-A+USB-C output	15W (MAX) +15W (MAX)

Note: See [www.echo-usa.com](http://www.echo-usa.com) for a list of compatible batteries.

**PRODUCT REGISTRATION**

---

**Thank you for choosing ECHO Power Equipment**

Please go to <http://www.echo-usa.com/Warranty/Register-Your-ECHO> to register your new product online. It's FAST and EASY! NOTE: your information will never be sold or misused by ECHO, Incorporated.

Registering your purchase enables us to contact you in the unlikely event of a service update or product recall, and verifies your ownership for warranty consideration.

If you do not have access to the Internet, you can complete the form below and mail to:

***ECHO Incorporated, Product Registration, PO Box 1139,  
Lake Zurich, IL 60047.***





PRODUCT REGISTRATION CARD : TARJETA DE REGISTRO : CARTE D'ENREGISTREMENT DU PRODUIT

**ONLINE OPTION:** Register online and save a stamp! You will be alerted of product updates and/or be sent new ECHO product information and special offers. Simply go to: [www.echo-usa.com](http://www.echo-usa.com)

**OPCIÓN POR INTERNET:** Regístrese en la página web y ahorre un sello. Usted será avisado de las actualizaciones de productos ECHO y las ofertas especiales. Simplemente visite: [www.echo-usa.com](http://www.echo-usa.com)

**OPTION EN LIGNE:** Enregistrer en ligne et épargner un timbre! Vous serez informé sur les nouveaux produits ECHO et les offres spéciales. Simplemente visitez: [www.echo-usa.com](http://www.echo-usa.com)

Please Print : Por Favor Escribe Con Letra De Moldé : En Lettre Carré S.V.P.

Confidential: Information provided will not be shared or sold

Purchaser's Name : Nombre del Comprador : Nom de l'acheteur	
Address : Dirección : Adresse	
City : Ciudad : Ville	State : Estado : Zip Code : Código Postal : Code Postal Province
E-Mail Address : Dirección De Correo Electrónico : Courrier Electronique	
Phone Number : Número De Teléfono : Téléphone	Date of Purchase : Fecha de la Compra : Date de l'achat
Where Purchased : Nombre del Almacén donde fue Comprado : Lieu d'achat	
Model Number : Numero del Modelo: No. de modèle	Serial Number : Numero de Serie : No. de série

Registering your purchase enables us to contact you in the unlikely event of a service update or product recall and verifies your ownership in the event of loss. El registrar su compra nos permite estar en contacto con usted en caso de cualquier evento de actualización de servicio o llamado de atención de un producto. El registro de su compra también verifica su propiedad. L'enregistrement de votre achat nous permettra de vous contacter dans le cas improbable de modifications des instructions d'entretien ou de rappel du produit et vérifier que vous êtes le propriétaire en cas de vol ou de perte.

Primary use of tool:  Professional  Homeowner  Rental Equip.  
 Uso primario de la herramienta:  Profesional  Dueño de casa  Alquiler  
 Usage principal:  Professional  Residential  Location  
 Do you wish to receive periodic ECHO product information and special offers by e-mail?  Yes  No  
 ¿Desea usted recibir información periódica y ofertas especiales por correo electrónico sobre el producto ECHO?  Yes  No  
 Souhaitez-vous recevoir périodiquement de l'information sur les produits ECHO et les offres spéciales par courrier électronique?  Oui  Non  
 Did you visit the ECHO website before purchasing your product?  Yes  No  
 Visité usted la página web ECHO antes de comprar su producto?  Si  No  
 Avez-vous visité le site d'ECHO avant de procurer votre produit?  Oui  Non

What factor(s) most influenced your purchase?  
 Performance  Price  Dealer  
 Reliability  Prior Experience  Quality  
 Friend/Family  Brand  Warranty  
 ¿Qué factor(es) influyó más en su compra?  
 Funcionamiento  Precio  Distribuidor  
 Confiablez  Experiencia Anterior  Calidad  
 Amigo/Familia  Marca  Garantía  
 Quel facteur (facteurs) vous a influencé le plus?  
 Performance  Prix  Marchand  
 Fiabilité  Expérience  Qualité  
 Ami/Famille  Marque  Garantie

ECHO INC., 400 Oakwood Rd., Lake Zurich, IL 60047  
 1.800.432.ECHO WWW.ECHO-USA.COM

X7572720206 02-2012



---

**WARRANTY**

---

**Limited Warranty Statement for ECHO 56 Volt  
Handheld Products and Walk Behind Mowers sold  
in USA and Canada**

ECHO Incorporated warrants to the original retail purchaser that this ECHO brand 56 Volt outdoor product is free from defects in material and workmanship and agrees to repair or replace, at ECHO Incorporated's discretion, any defective product free of charge within these time periods from the date of purchase:

- If the product is for homeowner use:
  - Units and Bare Tool – 5 Years
  - Battery or charger – 2 years
- If the product is for commercial use:
  - Units and Bare Tool – 2 years
  - Battery or charger – 2 years
- If the product is for rental use: 90 days for all units, batteries, and chargers.
- Cutting attachments such as, but not limited to, bars, chains, sprockets, blades, tines, belts, PowerBroom™ and nylon trimmer heads for homeowner or non-income producing use will be covered for failures due to defects in material or workmanship for a period of 60 days from original product purchase date and 30 days for commercial / rental use. Any misuse from contact with concrete, rocks, or other structures is not covered by this warranty.

This warranty extends to the original retail purchaser only and commences on the date of the original retail purchase.

Any part of this product found in the reasonable judgment of ECHO Incorporated, to be defective in material or workmanship will be repaired or replaced without charge for parts and labor by an authorized ECHO dealer. Units, repair parts and accessories replaced under this warranty are warranted only for the balance of the original warranty period.

The product, including any defective part, must be returned to an authorized ECHO dealer within the warranty period. The expense of delivering the product to the service center for warranty work and the expense of returning it back to the owner after repair or replacement will be paid by the owner. ECHO Incorporated's, responsibility in respect to claims is limited to making the required repairs or replacements and no claim of breach of warranty shall be cause for cancellation or rescission of the contract of sale of any ECHO brand 56 Volt outdoor product. Proof of purchase will be required by the dealer to substantiate any warranty claim. All warranty work must be performed by an authorized ECHO dealer.

This warranty does not cover any units, battery or charger that has been subject to misuse, neglect, negligence, or accident, or that has been operated

in any way contrary to the operating instructions as specified in the Operator's Manual.

This warranty does not cover normal deterioration due to the use or exposure, and any repairs made necessary by normal wear, improper maintenance, improper lubrication, improper storage, dirt, abrasives, impact, moisture, water, rain, snow, rust, corrosion, varnish, or other similar conditions.

This warranty does not cover damage to chargers or batteries by improper charging voltage and batteries that have been exposed to temperatures beyond those specified in the Operator's Manual, batteries that have not been properly charged or batteries that have reached their useful life. This warranty does not apply to any damage to the product that is the result of improper maintenance or to any product that has been altered or modified. The warranty does not extend to repairs made necessary by normal wear or by the use of parts or accessories which are either incompatible with the ECHO brand 56 Volt outdoor product or adversely affect its operation, performance, or durability. In addition, this warranty does not cover wear to normal items such as, but not limited to:

Wear items – Bump Knobs, Outer Spools, Cutting Lines, Inner Reels, Felt Washers, Hitch Pins, Mulching Blades, Blower Fans, Blower and Vacuum Tubes, Vacuum Bag and Straps, Guide Bars, Saw Chains, Grass Catch Bag, Hedge Trimmer Blades, and Wheels

ECHO Incorporated, reserves the right to change or improve the design of this product without assuming any obligation to modify any product previously manufactured.

All implied warranties are limited in duration to the stated warranty period. Accordingly, any such implied warranties including merchantability, fitness for a particular purpose, or otherwise, are disclaimed in their entirety after the expiration of the appropriate five-year, two-year, one-year, 90-day, 60-day, or 30-day warranty period. ECHO Incorporated's obligation under this warranty is strictly and exclusively limited to the repair or replacement of defective parts. ECHO Incorporated, does not assume or authorize anyone to assume for them any other obligation. Some states do not allow limitations on how long an implied warranty lasts, so the above limitation may not apply to you. ECHO Incorporated, assumes no responsibility for incidental, consequential, or other damages including, but not limited to, expense of returning the product to an authorized dealer for ECHO brand 56 Volt outdoor products and expense of delivering it back to the owner, mechanic's travel time, telephone charges, rental of a like product during the time warranty service is being performed, travel, loss or damage to personal property, loss of revenue, loss of use of the product, loss of time, or inconvenience. Some states do not allow the exclusion or limitation of incidental or consequential damages, so the above limitation or exclusion may not apply to you.

This warranty gives you specific legal rights, and you may also have other rights which vary from state to state.

This warranty applies to all ECHO brand 56 Volt outdoor products manufactured by or for ECHO Incorporated, and sold in the United States and Canada.

To locate your nearest authorized ECHO dealer, visit [www.ECHO-usa.com](http://www.ECHO-usa.com) or dial 1-800-432-ECHO (3246).





415CA0000001 - 415CA9999999

422CA0000001 - 422CA9999999



**ECHO INCORPORATED**

400 Oakwood Road

Lake Zurich, IL 60047

[www.echo-usa.com](http://www.echo-usa.com)